

# MARKET

## STATS AT A GLANCE

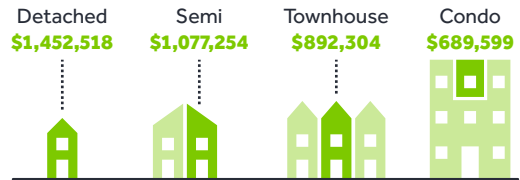


NOVEMBER 2024

### AVERAGE SELLING PRICE

**\$1,106,050**


**2.6% more** than  
Nov. '23 (**\$1,077,891**)



### HOME SALES

**5,875**

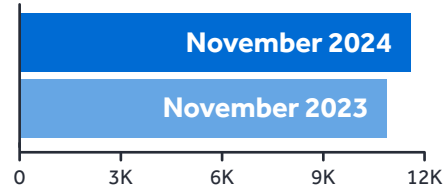
**40.1% more** than  
Nov. '23 (**4,194**)



### NEW LISTINGS

**11,592**

**6.6% more** than  
Nov. '23 (**10,870**)



### SALES-TO-NEW-LISTINGS RATIO

Nov. 2024:  $(5,875 \div 11,592) \times 100 =$

Nov. 2023:  $(4,194 \div 10,870) \times 100 =$

