

MARKET

STATS AT A GLANCE

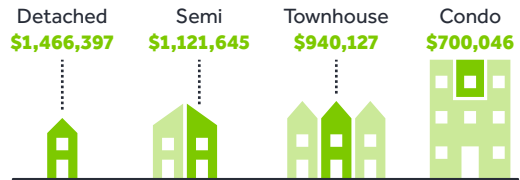


MARCH 2024

AVERAGE SELLING PRICE

\$1,121,615


1.3% more than
Mar. 2023 (**\$1,107,018**)



HOME SALES

6,560

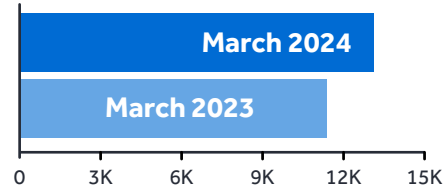
4.5% less than
Mar. 2023 (**6,868**)



NEW LISTINGS

13,120

15% more than
Mar. 2023 (**11,394**)



SALES-TO-NEW-LISTINGS RATIO

Mar. 2024: $(6,560 \div 13,120) \times 100 =$

Mar. 2023: $(6,868 \div 11,394) \times 100 =$

